

MWR Shuttle
Parking Area

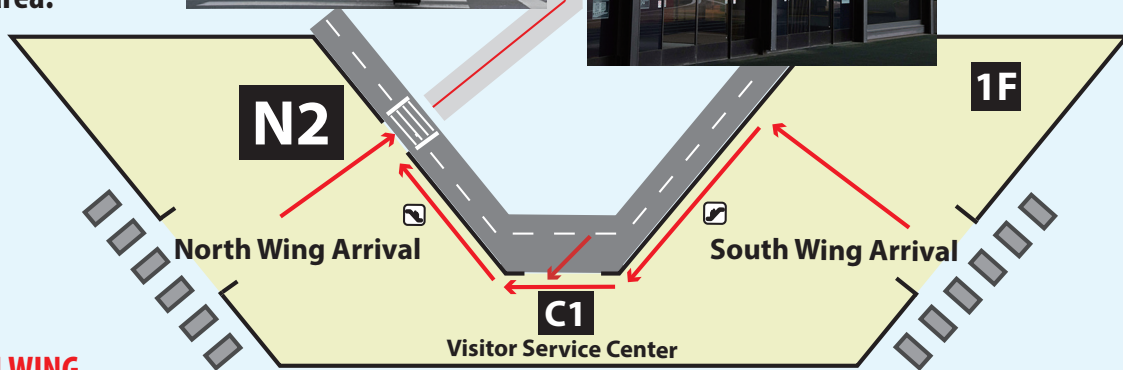
Terminal 1



- Follow the covered walkway to the MWR shuttle parking area.

NARITA (NRT)

1. Locate and enter C1.
2. Proceed along the wall to N2.



FROM NORTH WING

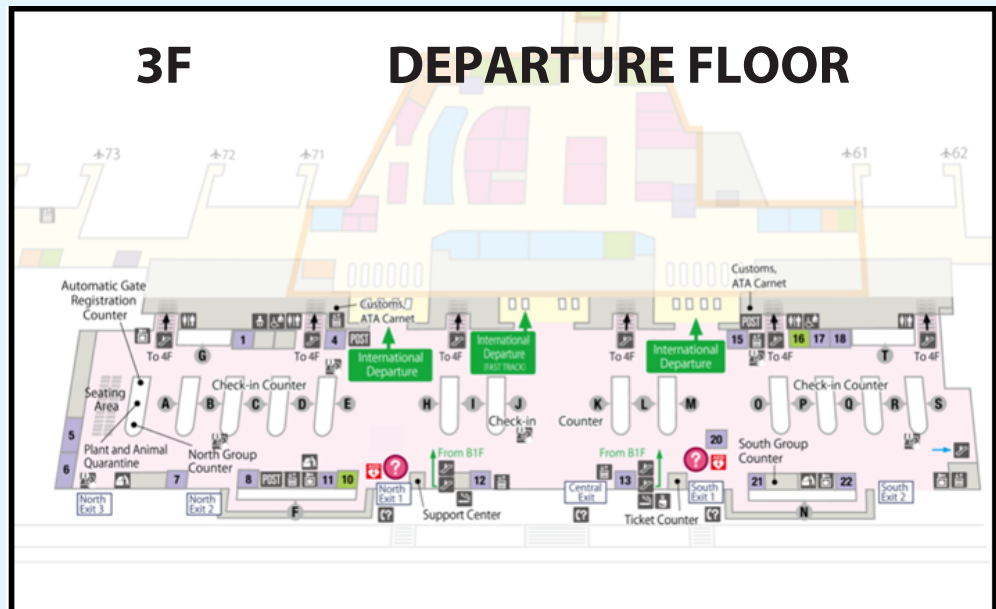
1. Look left across the corridor
2. Proceed to the N2 Exit

FROM SOUTH WING

1. Turn left and walk down the corridor.
2. Proceed to the N2 Exit.

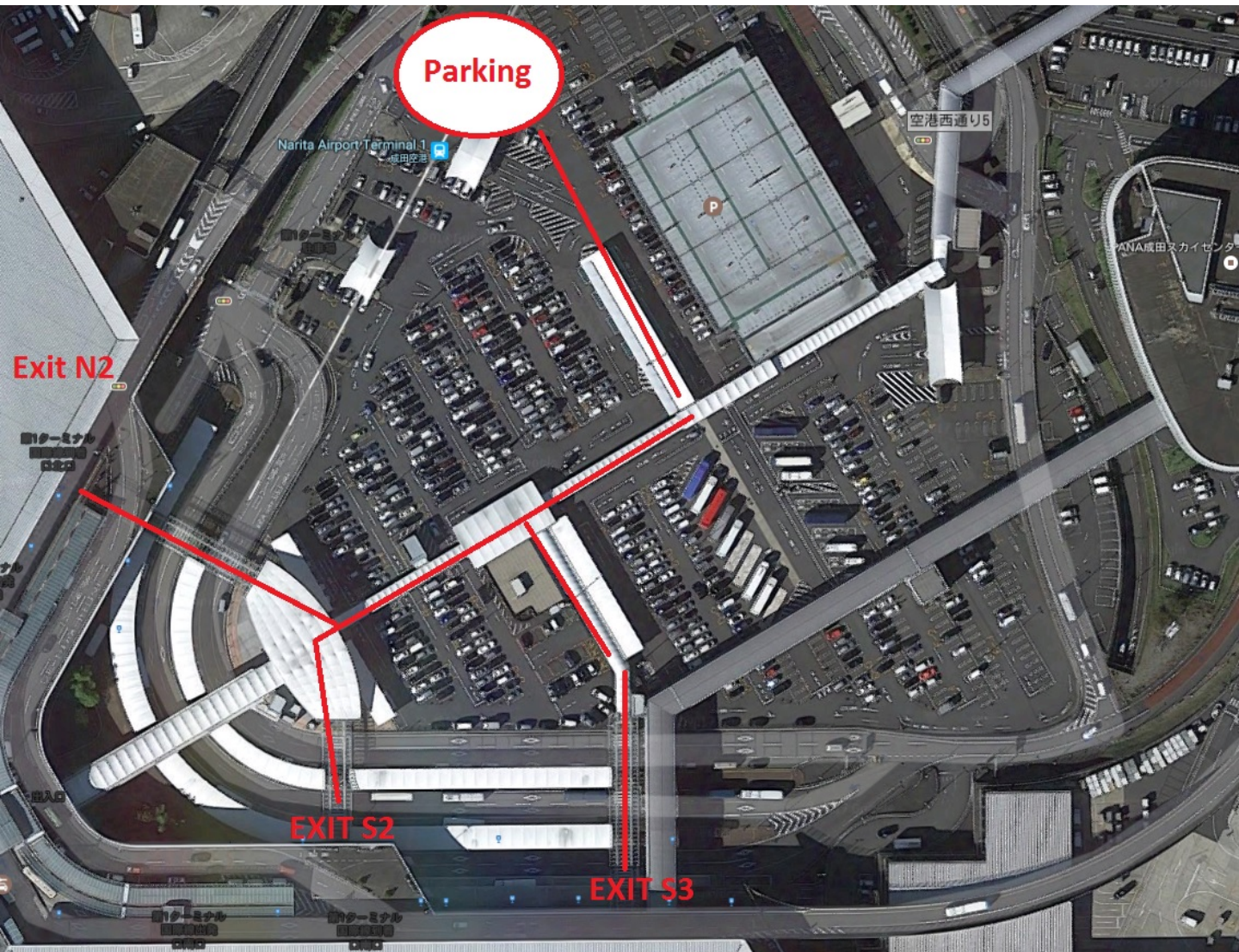
Terminal 2

1. You are at ground floor upon your arrival.
2. Take elevator/escalator to get to 3rd floor.
3. Take any exit.
4. Walk all the way until the end of the building



1

APPENDIX A – Narita Airport Shuttle Information Terminal 1, MWR Bus Location



If you have any questions, please call Camp Zama Community Recreation Center at DSN 263-4671 or COMM 046-407-4671. Alternate phone numbers are DSN 263-3621 or 263-4405. If you require assistance outside of operating hours, please visit the Narita Airport Information Counters that are located throughout Terminal 1.

Camp Zama Leisure Travel Services Operating Hours:
Mon-Fri: 0800-1900 / Sat & Sun: 0800-1700 / Closed on U.S. Holidays

APPENDIX A – Narita Airport Shuttle Information

Zama Lodging Front Desk (LDG)	Camp Zama Community Club (CZCC)	SHA Narita Bus Stop (SHA) By Reservation Only
10:45 AM	11:00 AM	11:30 AM

Narita Terminal 1 Parking (NRT). The bus will leave as scheduled and will not wait; please plan time for COVID exit test, baggage and customs
6:00 PM

- Riders must possess an ID card or gate pass when traveling from Narita to Camp Zama or SHA. NO EXCEPTIONS! If you have any questions or concerns, please contact the Visitor Control Center (VCC).
- VCC Number: DSN 315-263-5789 or Commercial 046-407-5789
- The bus takes approximately 3 hours one way depending on traffic.
- From Narita Airport, please use the map to access the bus's location.
- Bus Reservations can be made up to the day prior.
- If you have pet allergies, please be aware that there may be pets on the bus.
- Pets are allowed on the bus for \$30.00 per kennel, and they will be seated at the back of the bus.
(Max allowable kennel size is 16"(H) x 16"(W) x 21"(D)).
- If your child requires a child safety seat by law, then you must provide a child safety seat to ride the bus.
- If your flight is delayed or cancelled causing you to miss the bus, please notify us beforehand and we will be happy to refund you.
- If your flight is delayed or cancelled and you are unable to contact us prior to departure, please bring paperwork from the airline and your bus tickets for a refund/date change within one week.
- Please notify driver if you would like to get off at SHA. It will not stop at SHA if it isn't requested or reserved.
- The Narita bus runs 365 days a year; schedules are subject to change due to unforeseen circumstances.
- Please check the United States Army Garrison Japan and Camp Zama MWR Facebooks for any updates during inclement weather.

APPENDIX A – Narita Airport Shuttle Information

Terminal Shuttle (Terminal 1, 2, and 3)

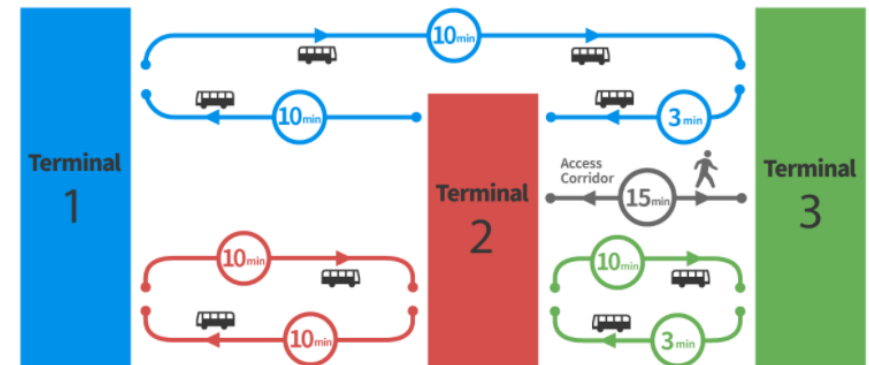
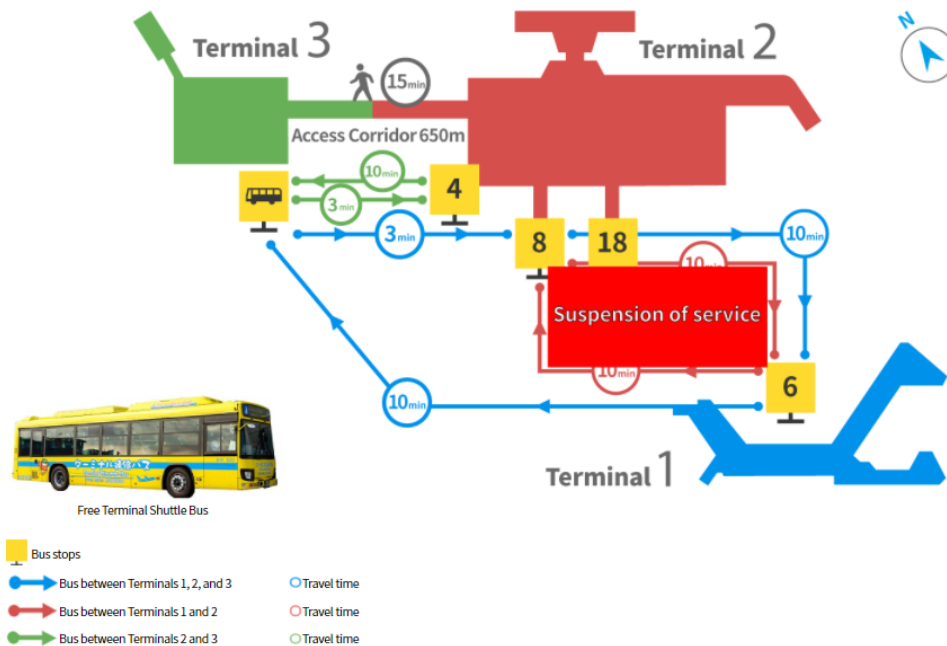
The terminal shuttle bus traveling time between Terminals 1 & 2 is about 10 minutes and between Terminals 1 & 3 is also about 10 minutes.
Traveling between Terminals 2 & 3 will take about 15 minutes on foot or about 10 minutes by direct shuttle bus.

Terminal shuttle buses operate on three different circular routes: between all terminals; between Terminal 1 and Terminal 2; and between Terminal 2 and Terminal 3.
Shuttle buses operating between all terminals arrive in the following order: Terminal 1, Terminal 3, Terminal 2.

Shuttles between Terminals 2 and 3 will use Bus Stop No. 4 at Terminal 2 due to construction work on the expansion project at Terminal 3.
Please note that this will also entail some changes to traveling times between the terminals.

Terminal Shuttle Bus Required time

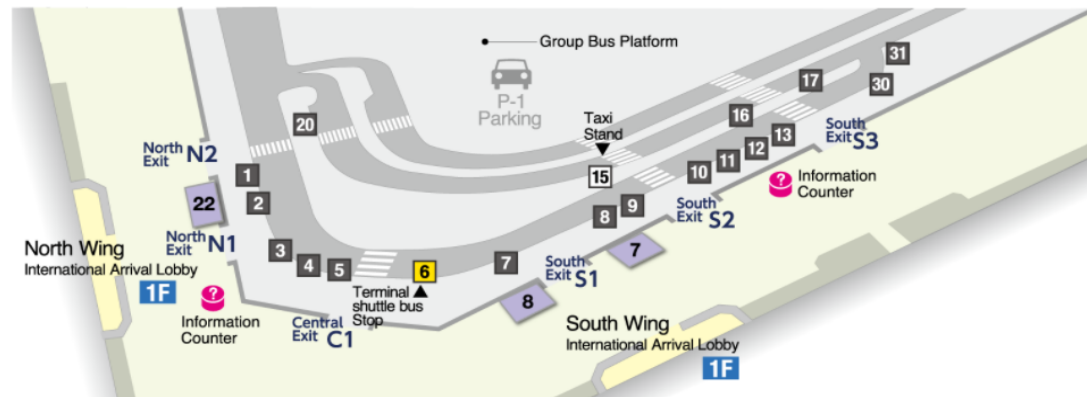
- between Terminals 1 & 2 : about 10 minutes
 - between Terminals 1 & 3 : about 10 minutes
 - between Terminals 2 & 3 : about 10 minutes
 - between Terminals 3 & 2 : about 3 minutes
- *Shuttle buses operating between all terminals arrive in the following order: Terminal 1, Terminal 3, Terminal 2.
*It is also possible to walk between Terminal 2 and Terminal 3 via an access passage.(Approx. 15min)



APPENDIX A – Narita Airport Shuttle Information Terminal Shuttle (Terminal 1, 2, and 3) continue...

Terminal 1 1F

Shuttle buses between Terminals 1 & 2 and between Terminals 1, 2 & 3 both drop and pick up at Bus Stop No. 6 in front of Terminal 1.

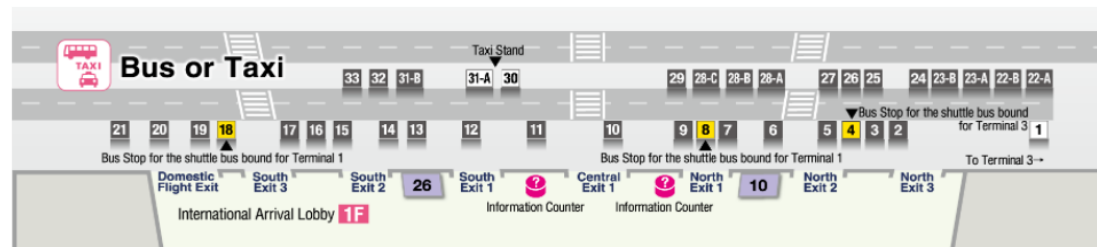


Terminal 1 Departures

Destination	Bus Stops	First Departure	Operating Intervals	Final
*Suspension of Service Terminal 2	6	5:00	Every 7~30 mins	22:35
Terminal 3	6	5:10	Every 5 mins	23:00

Terminal 2 1F

Shuttle buses between Terminals 2 & 3 drop and pick up at Bus Stop No. 4 in front of Terminal 2, and shuttle buses on the Terminal 1, 2 & 3 loop drop and pick up at Bus Stop Nos. 8 & 18.



Terminal 2 Departures

Destination	Bus Stops	First Departure	Operating Intervals	Final
Terminal 1	8	5:00	Every 5 mins	22:50
	18	5:01		22:51
Terminal 3	4	5:00	Every 4 mins	22:46

Terminal 3 1F



Terminal 3 Departures

Destination	Bus Stops	First Departure	Operating Intervals	Final
Terminal 1 (via Terminal 2)	4	5:17	Every 5 mins	22:47
Terminal 2	4	5:00	Every 4 mins	23:07

- Terminal shuttle service are subject to change. For more information, please visit <https://www.narita-airport.jp/en/access/shuttlebus>
- Utilizing locally-provided transportation may be prohibited under GOJ and USFJ COVID19 guidelines. Please contact your chain of command for further guidance.

Terminal shuttle information pulled from Narita Airport website on 17 August 2021

APPENDIX A – Narita Airport Shuttle Information

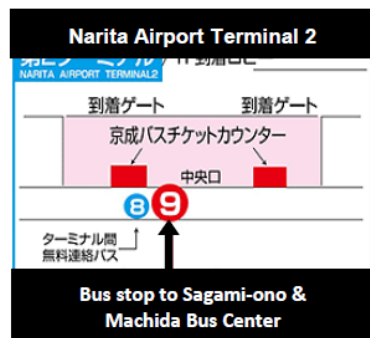
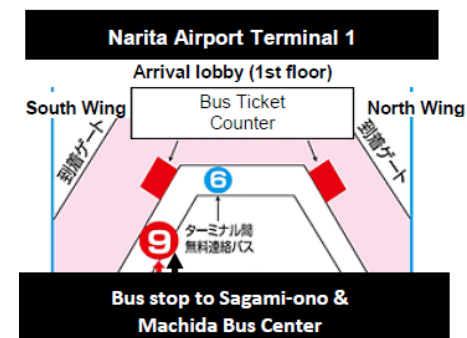
Alternate Mode of Transportation – Local Bus

橋本駅・相模大野・町田バスセンター・南町田グランベリーパーク駅 → 成田空港行き 時刻表
Hashimoto Sta. • Sagami-Ono • Machida Bus Center • Minami-Machida Grandberry Park Sta. → Narita Airport

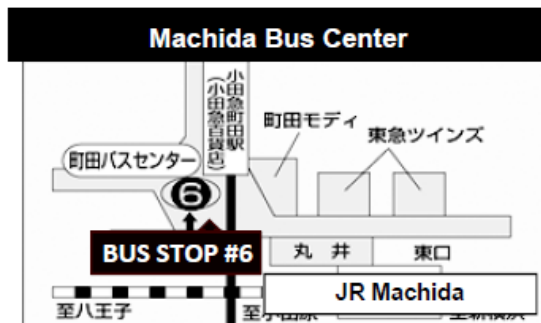
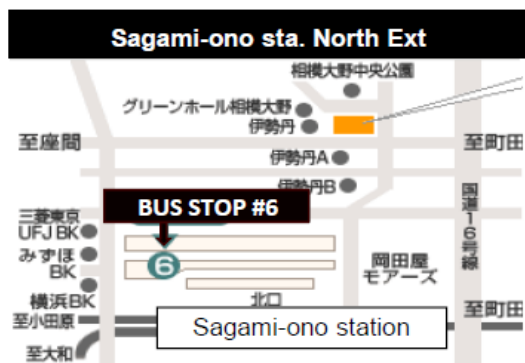
【平日・土曜・休日ともに同時刻】														2020年3月29日現在													
停留所	運行会社	京成	神奈中東	神奈中西	神奈中東	京成	神奈中東	京成	京成	神奈中東	神奈中東	京成	神奈中東	京成													
		※		区																							
橋本駅南口 Hashimoto Sta.(South Exit)	発 Dep.	0:50	4:20	-	5:25	-	-	-	-	-	-	-	-	-													
相模大野立体駐車場 Sagami-Ono Parking	発 Dep.	↓	4:50	5:25	5:55	6:50	8:25	9:45	11:40	13:10	14:40	16:00	17:30	18:50													
相模大野駅北口 Sagami-Ono Sta.(North Exit)	発 Dep.	1:15	4:55	5:30	6:00	6:55	8:30	9:50	11:45	13:15	14:45	16:05	17:35	18:55													
町田バスセンター Machida Bus Center	発 Dep.	1:30	5:10	5:45	6:15	7:10	8:45	10:05	12:00	13:30	15:00	16:20	17:50	19:10													
南町田グランベリーパーク駅 Minami-Machida Grandberry Park Sta.	発 Dep.	1:50	5:30	↓	6:35	7:30	9:05	10:25	12:20	13:50	15:20	16:40	18:10	19:30													
成田空港第3ターミナル Narita Airport Terminal 3	着 Arr.	3:47	7:12	7:47	8:37	9:32	11:07	12:27	14:12	15:42	17:12	18:32	20:02	21:22													
成田空港第2ターミナル Narita Airport Terminal 2	着 Arr.	3:50	7:15	7:50	8:40	9:35	11:10	12:30	14:15	15:45	17:15	18:35	20:05	21:25													
成田空港第1ターミナル Narita Airport Terminal 1	着 Arr.	-	7:20	7:55	8:45	9:40	11:15	12:35	14:20	15:50	17:20	18:40	20:10	21:30													

成田空港 → 南町田グランベリーパーク駅・相模大野・町田バスセンター・橋本駅行き 時刻表
Narita Airport → Minami-Machida Grandberry Park Sta. • Sagami-Ono • Machida Bus Center • Hashimoto Sta.

【平日・土曜・休日ともに同時刻】															2020年3月29日現在		
運行会社		京成	京成	神奈中東	神奈中東	京成	神奈中東	京成	京成	京成	神奈中東	神奈中東	神奈中西	京成	神奈中東		
停留所																	
成田空港第3ターミナル Narita Airport Terminal 3	発 Dep.	6:30	7:45	8:55	10:30	12:00	13:10	14:40	15:50	16:50	17:50	18:55	19:45	20:40	21:40		
成田空港第2ターミナル Narita Airport Terminal 2	発 Dep.	6:35	7:50	9:00	10:35	12:05	13:15	14:45	15:55	16:55	17:55	19:00	19:50	20:45	21:45		
成田空港第1ターミナル Narita Airport Terminal 1	発 Dep.	6:40	7:55	9:05	10:40	12:10	13:20	14:50	16:00	17:00	18:00	19:05	19:55	20:50	21:50		
南町田グランベリーパーク駅 Minami-Machida Grandberry Park Sta.	着 Arr.	↓	9:50	11:05	12:40	14:10	15:20	16:50	18:10	19:10	20:10	21:05	↓	22:50	23:50		
相模大野駅北口 Sagami-Ono Sta.(North Exit)	着 Arr.	8:40	10:00	11:15	12:50	14:20	15:30	17:00	18:20	19:20	20:20	21:15	22:25	23:00	0:00		
相模大野立体駐車場 Sagami-Ono Parking	着 Arr.	8:45	10:05	11:20	12:55	14:25	15:35	17:05	18:25	19:25	20:25	21:20	↑	23:05	↓		
町田バスセンター Machida Bus Center	着 Arr.	-	10:20	11:35	13:10	14:40	15:50	17:20	18:40	19:40	20:40	21:35	22:10	23:20	0:15		
橋本駅南口 Hashimoto Sta.(South Exit)	着 Arr.	-	-	-	-	-	-	-	-	-	21:15	22:10		-	-		
本厚木駅北口 Hon-Atsugi Sta.(North Exit)	着 Arr.												23:00				
田村車庫 Tamura Bus Depot	着 Arr.												23:20				



Sagamiono/Machida ↔ Narita Fare:
Adult: JPY 3,650
Child: JPY 1,830

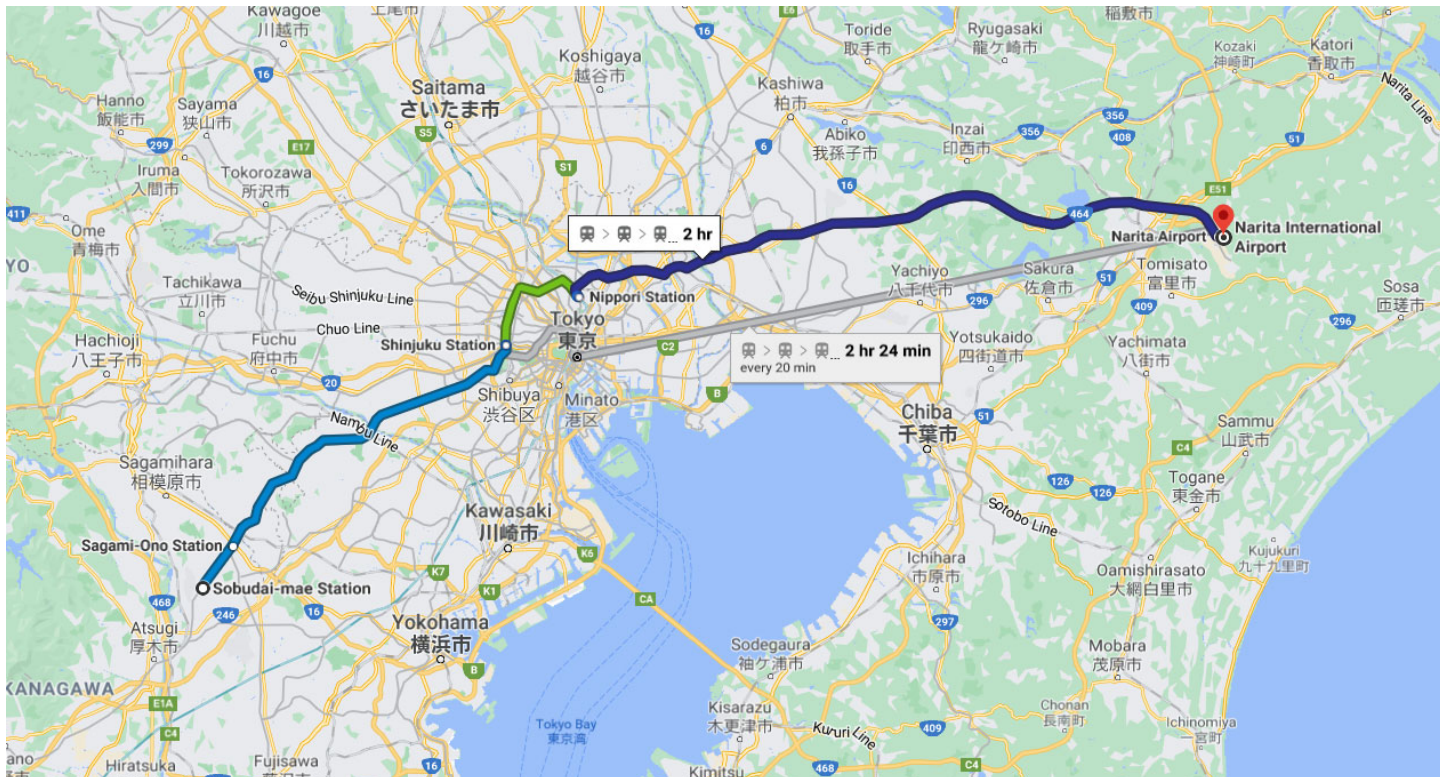


Utilizing locally-provided transportation may be prohibited under GOJ and USFJ COVID19 guidelines. Please contact your chain of command for further guidance.

***Information are subject to change. Information was pulled from the kanachu.co.jp website on 17 AUG 2021

APPENDIX A – Narita Airport Shuttle Information

Alternate Mode of Transportation - Train



*****Sobudaimae and Odakyu Sagamihara station are on the same Odakyu line and are one station apart*****

- 1) From Sobudai Station (Camp Zama) or Odakyu Sagamihara (SHA), take the Odakyu line to Shinjuku
- 2) Exit the Odakyu Line Shinjuku station and walk towards the JR Yamanote Line.
- 3) From Shinjuku, take Yamanote line to Nippori station.
- 4) Exit the JR Yamanote line Nippori station and walk towards the Narita Skyliner line.
- 5) Take the Narita Express from Nippori Narita Skyliner station to Narita International Airport Terminal 1 or 2.

*****Follow in reverse order when traveling from Narita to Camp Zama or SHA*****

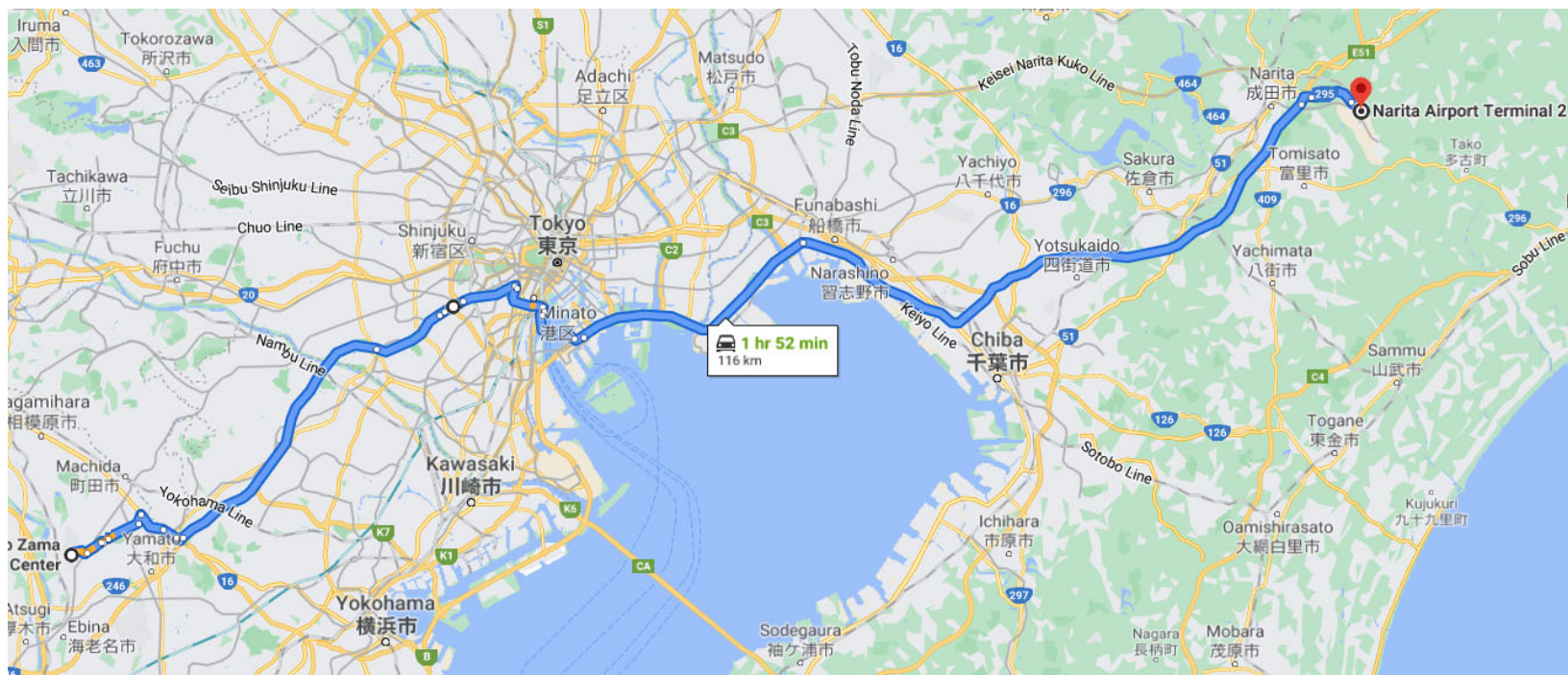
Estimated Cost Per Person:

Odakyu Line and JR Yamanote Line: JPY1,000~1,500

Narita Skyliner: JPY 3,000

APPENDIX A – Narita Airport Shuttle Information

MWR Bus PRIMARY Route (Thru Tokyo)



*****Route can be used by POV*****

1) From Camp Zama or SHA, take Route 16 towards Shinjuku

2) Enter the Tomei entrance at Yokohama-Machida and follow signs for Tokyo

3) Tomei will merge into Shuto Expressway after passing Setagaya. Enter the Shuto Expressway.

4) At the Tanimachi JCT (Junction), keep left at the fork towards Bayshore Route/Rainbow Bridge.

5) Merge onto C1 towards Rainbow Bridge and continue along the Bayshore Route.

6) Take the exit on the left to Narita Airport. Stay in the lane marked with an airplane sign. DO NOT GO TOWARDS NARITA CITY

7) Follows signs to either Terminal 1, 2, or 3.

8) Follow reverse order when returning to Camp Zama/SHA

*****ESTIMATED COST OF TOLL ROAD ONE-WAY: JPY 4,000**

Please bring extra yen. Most toll booths accept Visa or Mastercard Credit Cards. Debit cards are not accepted.

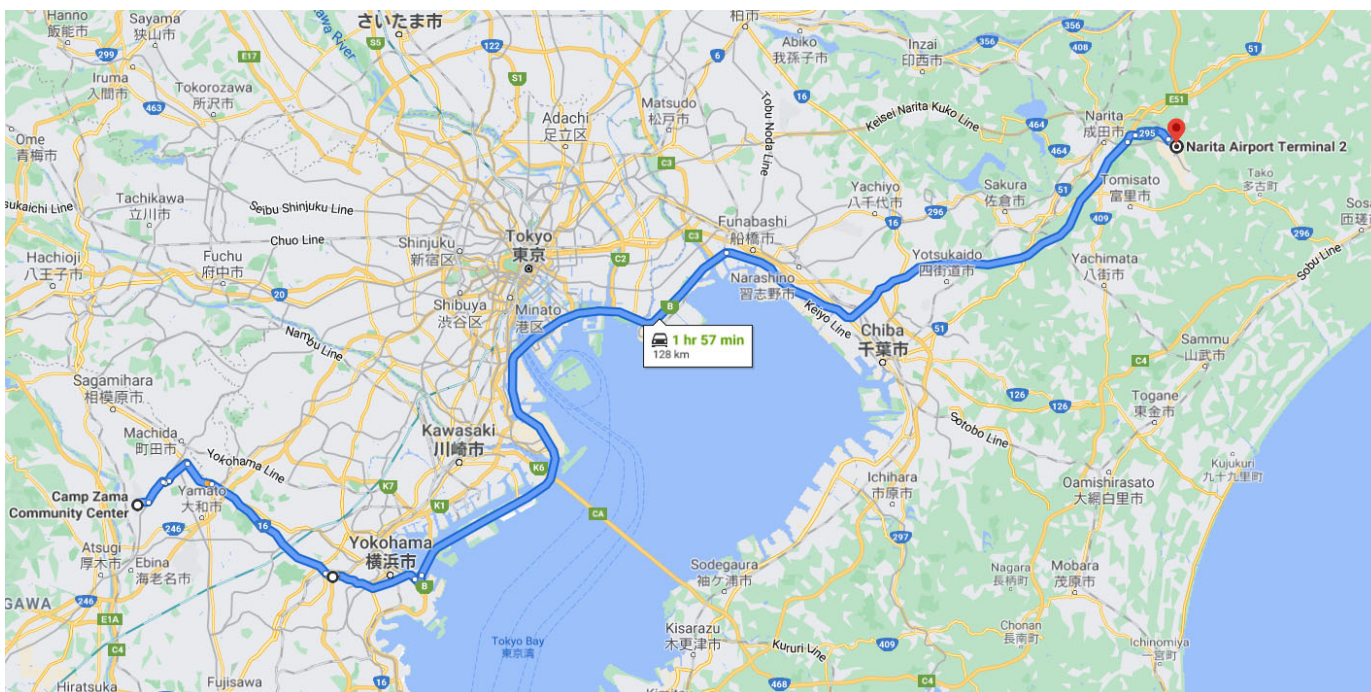
QR code for the NEXCO Toll Road Calculator Website :



*****You will pass Disneyland, 2/3 of the way to Narita Airport*****

APPENDIX A – Narita Airport Shuttle Information

MWR Bus ALTERNATE Route (Thru Yokohama)



*****Route can be used by POV*****

1) From Camp Zama or SHA, take Route 16 towards Hodogaya Bypass and follow signs to Yokosuka/Yokohama

2) Pass the Kariba exit and immediately prior to the Yokosuka/Yokohama road, keep left at the fork and take the K3 Shuto Expressway towards the Bayshore Route and Haneda Airport (same direction as Narita Airport).

3) Continue on towards Bayshore Route, Haneda Airport, and Daikoku Futo.

*****You will pass Haneda Airport, roughly ½ way to Narita Airport. You'll also pass Tokyo Disneyland*****

4) Take the exit on the left to Narita Airport. Stay in the lane marked with an airplane sign. **DO NOT GO TOWARDS NARITA CITY**

5) Follows signs to either Terminal 1, 2, or 3.

6) Follow reverse order when returning to Camp Zama/SHA

*****ESTIMATED COST OF TOLL ROAD ONE-WAY: JPY 4,000**

Please bring extra yen. Most toll booths accept Visa or Mastercard Credit Cards. Debit cards are not accepted.

QR code for the NEXCO Toll Road Calculator Website :

