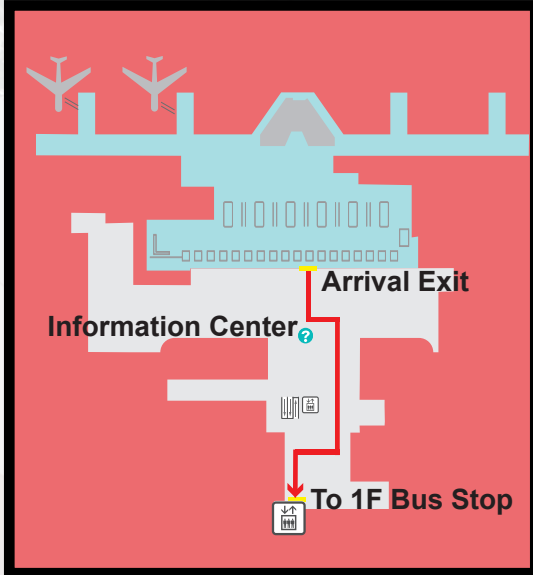


WHETHER YOU ARE
PCSING, ON TDY, OR YOUR
FAMILY MEMBERS ARE
VISITING YOU IN JAPAN...

HOW TO GET ZAMA HANEDA (HND)



1. When exiting the arrivals area of Terminal 3 (International Terminal) at Haneda Airport, follow all signs leading to the sliding glass doors labeled Exit. A large scrolling display of Japanese culture and places will be directly in front of you as you exit.



2. Once you have exited through the glass doors, you will arrive in a large foyer. Walk past the Information desk - following signs marked "bus/parking".



3. Once you have passed the Information desk, continue past a bank of elevators, as you continue to follow signs marked "bus/parking". When you have passed the elevators, follow the sign marked and take the elevator to the first floor.



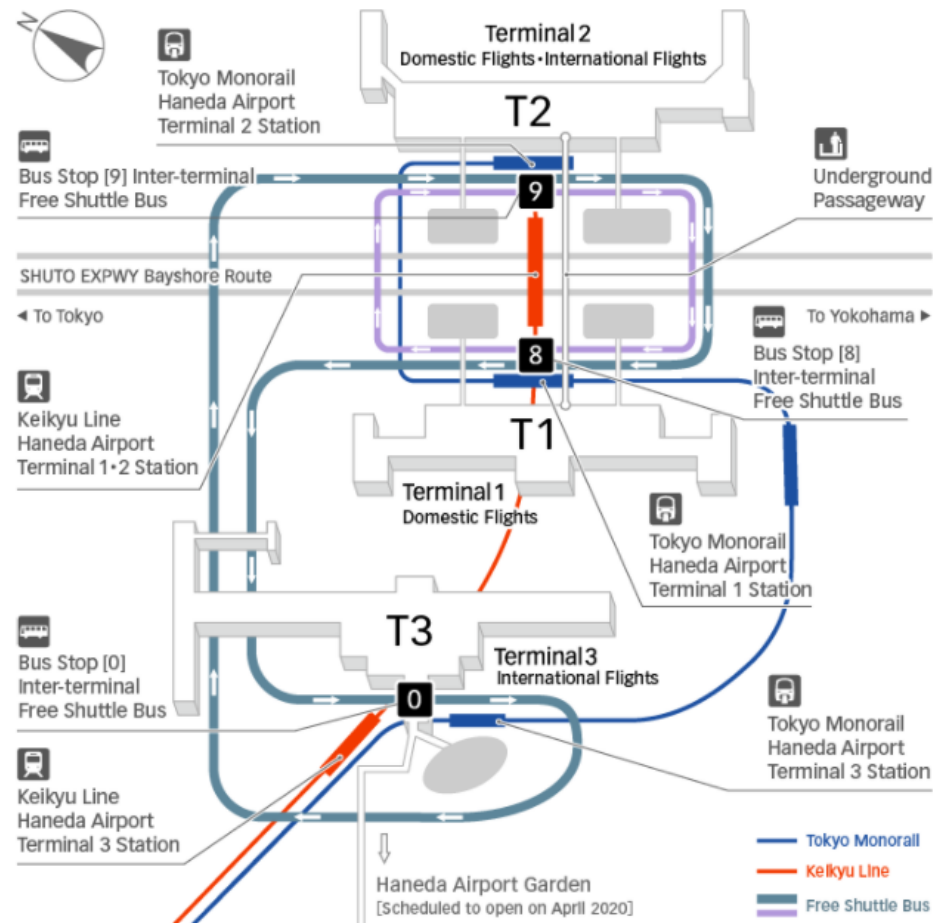
4. Exit the elevator, cross the street to "bus boarding" area. The buses will be directly in front of you. If the bus has not arrived yet, there is a small waiting area as well as restrooms nearby.



APPENDIX B – Haneda Airport Shuttle Information Terminal Shuttle (Terminal 1, 2, and 3)

Going Between Terminals

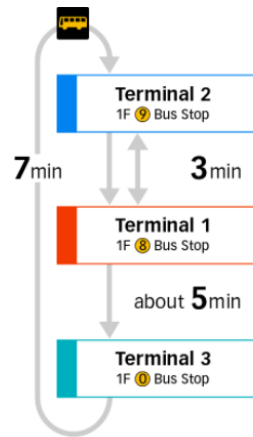
You can go between terminals using the Free Shuttle Bus, Keikyu Line / Tokyo Monorail, Underground Passageway (T1-T2), and Transit Ramp Bus.



APPENDIX B – Haneda Airport Shuttle Information

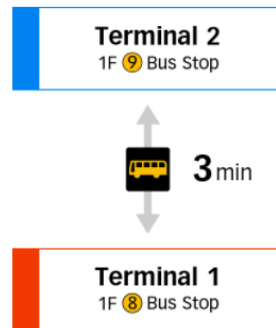
Terminal Shuttle (Terminal 1, 2, and 3) continue...

Route A (5: 00-24: 00)
Going Between All Terminals



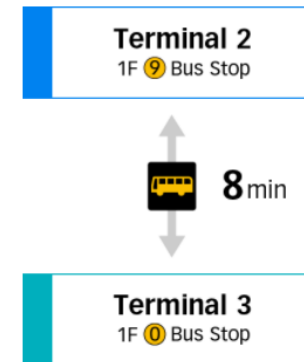
※In addition, it operates a Terminal 1 line via Terminal 2 24:40 Terminal 3.

Route B (5: 00-24: 00)
Going Between Terminal 1 and Terminal 2



Route C (1: 00-5: 00)

Going Between Terminal 2 and Terminal 3 (midnight)



※Please note in advance that buses may be delayed slightly due to road congestion.

- **Terminal shuttle service are subject to change. For more information, please visit https://tokyo-haneda.com/en/access/moving_between_terminals/index.html**
- **Utilizing locally-provided transportation may be prohibited under GOJ and USFJ COVID19 guidelines. Please contact your chain of command for further guidance.**

Terminal shuttle information pulled from Haneda Airport website on 17 August 2021

APPENDIX B – Haneda Airport Shuttle Information

Alternate Mode of Transportation – Local Bus

TO Machida Bus Center and Sagami-Ono Railway Station

Haneda Airport Terminal 3	Haneda Airport Terminal 2	Haneda Airport Terminal 1	Minami-machida Grandberry Park Sta.	Sagami-Ono Railway Station North Exit	Sagami-Ono Multi-Storey Car Park	Machida Bus Center
Departure	Departure	Departure	Arrival	Arrival	Arrival	Arrival
5:55	6:05	»	»	7:00	7:05	7:20
7:50	8:00	8:05	»	9:05	9:10	9:25
9:05	9:15	9:20	»	10:20	10:25	10:40
09:55	10:05	10:10	»	11:10	11:15	11:30
10:25	10:35	10:40	»	11:40	11:45	12:00
11:00	11:10	11:15	»	12:15	12:20	12:35
11:35	11:45	11:50	»	12:50	12:55	13:10
12:35	12:45	12:50	13:55	14:05	14:10	14:25
13:35	13:45	13:50	14:55	15:05	15:10	15:25
14:10	14:20	14:25	15:30	15:40	15:45	16:00
14:40	14:50	14:55	16:00	16:10	16:15	16:30
15:10	15:20	15:25	16:30	16:40	16:45	17:00
15:40	15:50	15:55	17:00	17:10	17:15	17:30
16:20	16:30	16:35	17:50	18:00	18:05	18:20
17:00	17:10	17:15	18:30	18:40	18:45	19:00
17:30	17:40	17:45	19:00	19:10	19:15	19:30
18:00	18:10	18:15	19:30	19:40	19:45	20:00
18:30	18:40	18:45	19:50	20:00	20:05	20:20
19:00	19:10	19:15	20:10	20:20	20:25	20:40
19:30	19:40	19:45	20:40	20:50	20:55	21:10
20:00	20:10	20:15	21:00	21:10	21:15	21:30
20:30	20:40	20:45	21:30	21:40	21:45	22:00
21:00	21:10	21:15	22:00	22:10	22:15	22:30
21:30	21:40	21:45	22:30	22:40	22:45	23:00
22:00	22:10	22:15	23:00	23:10	23:15	23:30
22:30	22:40	22:45	23:30	23:40	»	23:55
23:15	23:25	23:30	00:15	00:25	»	00:40

***Information are subject to change. Information was pulled from the Haneda Airport website on 17 AUG 2021

TO Haneda Airport

Sagami-Ono Multi-Storey Car Park	Sagami-Ono Railway Station North Exit	Machida Bus Center	Minami-machida Grandberry Park Sta.	Haneda Airport Terminal 1	Haneda Airport Terminal 2	Haneda Airport Terminal 3
Departure	Departure	Departure	Departure	Arrival	Arrival	Arrival
4:35	4:40	4:55	»	5:50	5:55	6:05
5:00	5:05	5:20	5:40	6:25	6:30	6:40
5:30	5:35	5:50	6:10	7:05	7:10	7:20
5:50	5:55	6:10	6:33	7:38	7:43	7:53
6:10	6:15	6:30	6:50	7:55	8:00	8:10
6:40	6:45	7:00	7:20	8:25	8:30	8:40
7:10	7:15	7:30	7:50	9:05	9:10	9:20
7:40	7:45	8:00	8:20	9:35	9:40	9:50
8:10	8:15	8:30	8:50	10:05	10:10	10:20
8:35	8:40	8:55	9:15	10:25	10:30	10:40
9:10	9:15	9:30	9:50	10:50	10:55	11:05
9:55	10:00	10:15	10:35	11:30	11:35	11:45
10:40	10:45	11:00	11:20	12:15	12:20	12:30
11:35	11:40	11:55	12:15	13:00	13:05	13:15
12:05	12:10	12:25	»	13:20	13:25	13:35
12:50	12:55	13:10	»	14:05	14:10	14:20
13:50	13:55	14:10	»	15:15	15:20	15:30
14:50	14:55	15:10	»	16:15	16:20	16:30
16:15	16:20	16:35	»	17:40	17:45	17:55
17:00	17:05	17:20	»	18:25	18:30	18:40
18:20	18:25	18:40	19:00	19:55	20:00	20:10
21:10	21:15	21:30	»	»	22:30	22:40

Revised on 2020-09-01 Please plan ahead to take a bus because the bus may be delayed due to traffic and other conditions.

Sagamiono/Machida ↔ Haneda Fare:

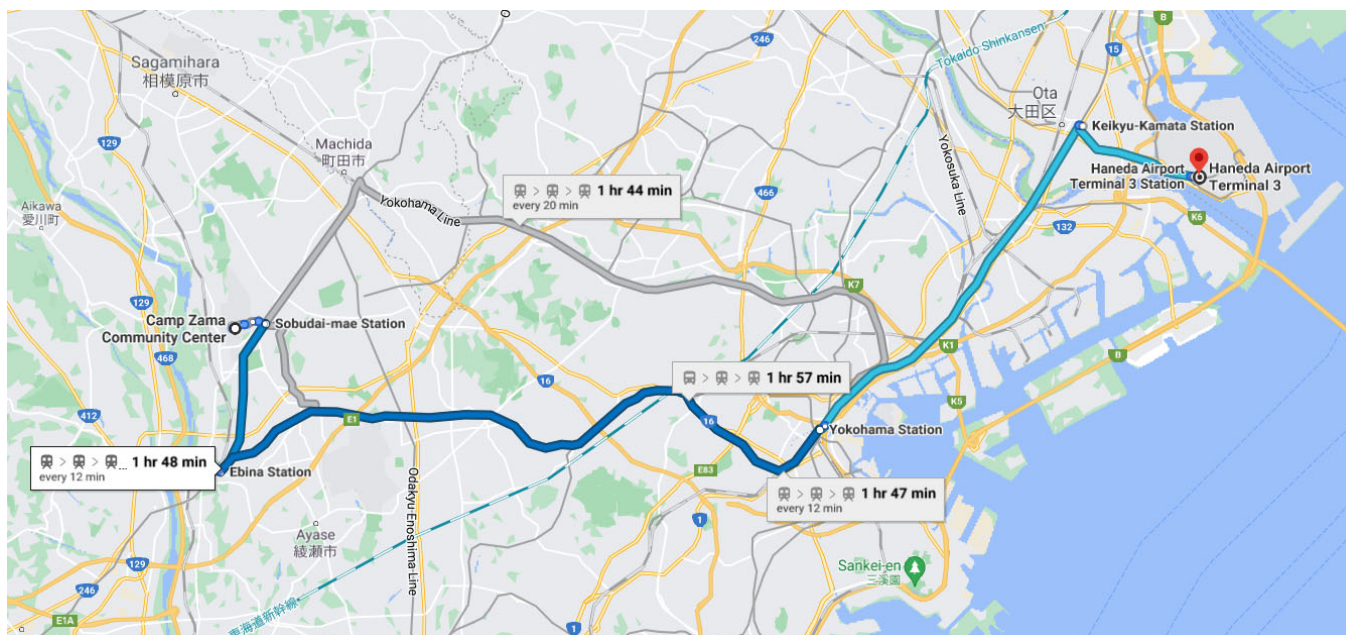
Adult: JPY 1,470

Child: JPY 740

Utilizing locally-provided transportation may be prohibited under GOJ and USFJ COVID19 guidelines. Please contact your chain of command for further guidance.

APPENDIX B – Haneda Airport Shuttle Information

Alternate Mode of Transportation - Train



*****Sobudaimae and Odakyu Sagami-hara station are on the same Odakyu line and are one station apart*****

- 1) From Sobudai Station (Camp Zama) or Odakyu Sagami-hara (SHA), take the Odakyu line to Ebina station
- 2) Exit the Odakyu Line Ebina station and walk towards the Sotetsu line.
- 3) From Ebina, take Sotetsu line to Yokohama station.
- 4) Exit the Sotetsu line in Yokohama station and walk towards the Keikyu line.
- 5) Take the Keikyu line from Yokohama to Haneda Airport Terminal 1, 2, or 3.

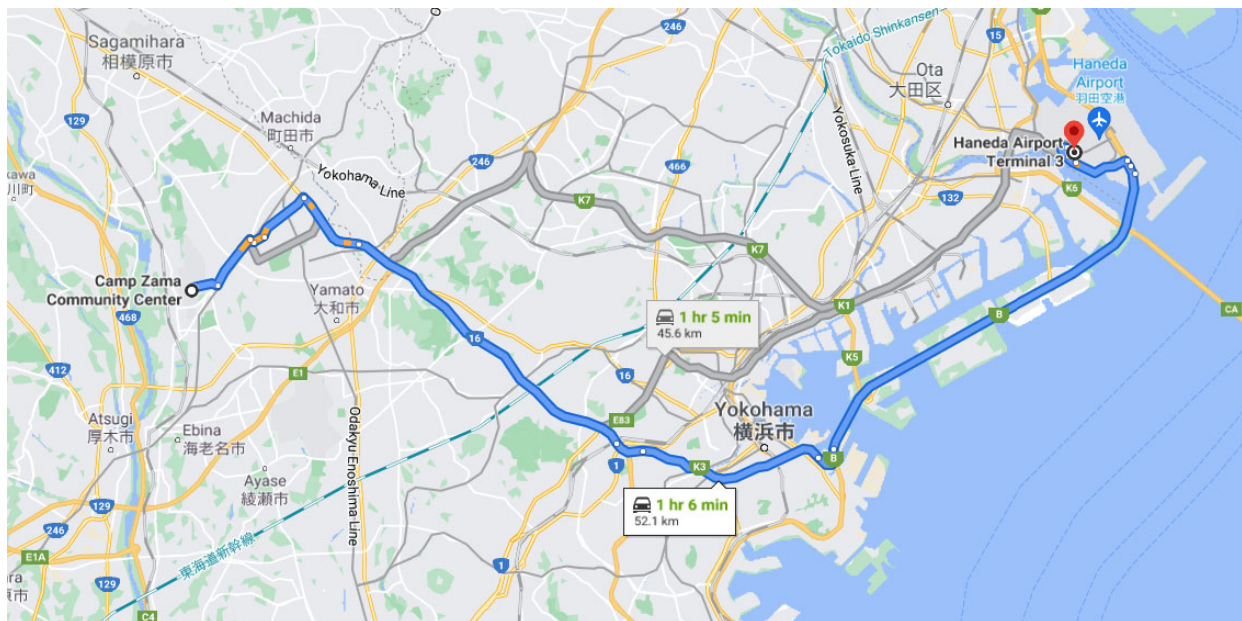
*****Follow in reverse order when traveling from Haneda to Camp Zama or SHA*****

Estimated Cost Per Person:

Odakyu, Sotetsu, and Keikyu Line: JPY1,000~1,500

APPENDIX B – Haneda Airport Shuttle Information

MWR Bus PRIMARY Route (Via Yokohama)



*****Route can be used by POV*****

*****ESTIMATED COST OF TOLL ROAD ONE-WAY: JPY 1,600**

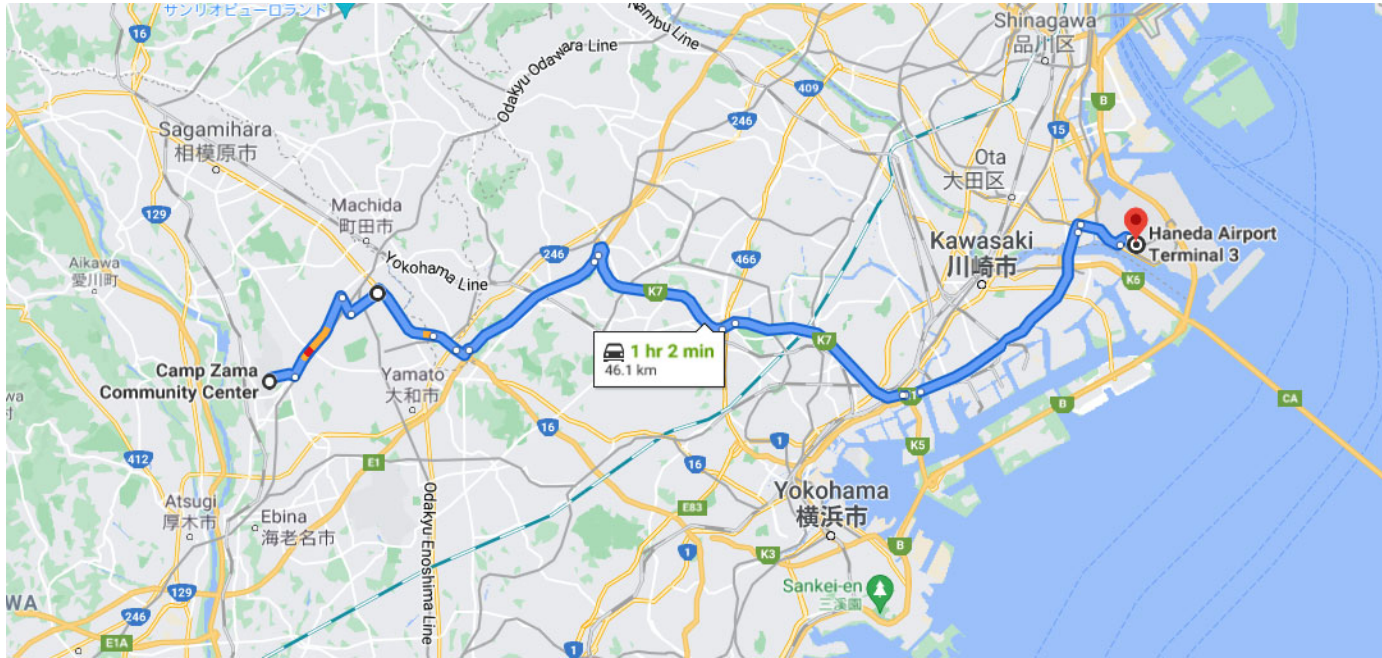
Please bring extra yen. Most toll booths accept Visa or Mastercard Credit Cards. Debit cards are not accepted.

- 1) From Camp Zama or SHA, take Route 16 towards Hodogaya Bypass and follow signs to Yokosuka/Yokohama
- 2) Pass the Kariba exit and immediately prior to the Yokosuka/Yokohama road, keep left at the fork and take the K3 Shuto Expressway towards the Bayshore Route and Haneda Airport (same direction as Narita Airport).
- 3) Continue on towards Bayshore Route, Haneda Airport, and Daikoku Futo.
- 4) Take the exit on the left to Haneda Airport.
- 5) Follows signs to either Terminal 1, 2, or 3.
- 6) Follow reverse order when returning to Camp Zama/SHA

QR code for the NEXCO Toll Road Calculator Website :



APPENDIX B – Haneda Airport Shuttle Information MWR Bus ALTERNATE Route (Via Tomei - Yokohama)



******Route can be used by POV******

- 1) From Camp Zama or SHA, take Route 16 towards Yokohama-Machida and enter Tomei.
- 2) Head towards Tokyo and take the Yokohama-Aoba Interchange to Yokohama “K7.”
- 3) Merge onto Metropolitan Expressway Kanagawa “K1” at the Namamugi Junction (JCT) and follow signs to Haneda Airport.
- 4) Take the exit on the right to Kampachi Dori Avenue, Route 311, to Haneda Airport.
- 5) Follows signs to either Terminal 1, 2, or 3.
- 6) Follow reverse order when returning to Camp Zama/SHA

******ESTIMATED COST OF TOLL ROAD ONE-WAY: JPY 2,200***

Please bring extra yen. Most toll booths accept Visa or Mastercard Credit Cards. Debit cards are not accepted.

QR code for the NEXCO Toll Road Calculator Website:

